


1 Pole To 3 Pole 10 Amp Plug In or Panel Mount Relay

PC731



FEATURES

- 3/16 inch male QC terminals
- Up to 10 amp switching capacity
- Up to 1/2 horsepower rating
- Available with indicator light
- Available with push to test button
- Sockets available from Picker Components
- Available with side or top mounting flange

 File # E93379  Certificate # LR 109231

UL/CSA RATINGS

Load Type	Voltage	All Versions All Contacts
General Purpose	120 VAC	10 A
	240 VAC	10 A
	28 VDC	10 A
Resistive	120 VAC	10 A
	240 VAC	10 A
Motor	240 VAC	1/2 HP
	120 VAC	1/3HP

CONTACT DATA

Material	AgCdO (Silver Cadmium Oxide)	
Initial Contact Resistance	50 milliohms max @ 1A, 6VDC	
Service Life	Mechanical	1 X 10 ⁷ Operations
	Electrical	1 X 10 ⁵ Operations

CHARACTERISTICS

Operate Time	20 ms. Max.
Release Time	20 ms. Max.
Insulation Resistance	1,000 megohms min, at 500VDC, 50%RH
Dielectric Strength	1500 Vrms, 1 min. between coil and contacts 500 Vrms, 1 min. between open contacts 1500 Vrms, 1 min. between contact poles
Shock Resistance	10 g, 11ms, functional; 100 g, destructive
Vibration Resistance	DA 1.5mm, 10-55 Hz
Power Consumption	DC coil 1.2 W, AC coil 2 VA
Ambient Temperature Range	-45 to 70 C, -40 to 130 C storage
Weight	80 grams approx.

ORDERING INFORMATION

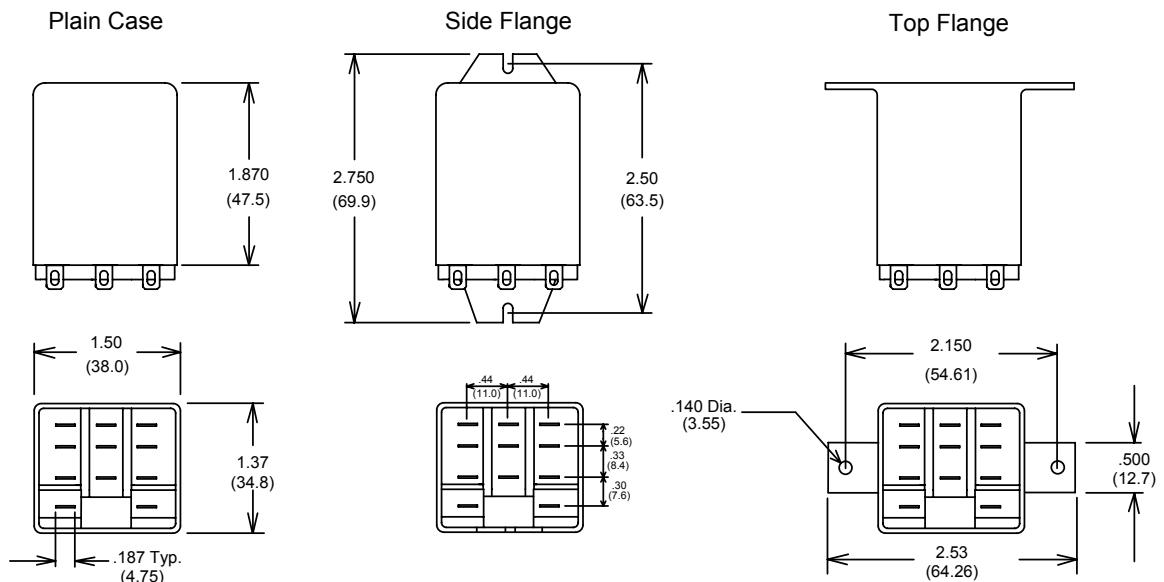
Example:	PC731	2C-	C1-	LM	120 A
Model					
Contact Form					
1C, 2C, or 3C					
Case Style					
C: Plain Case, C1: Side Flange, C3: Top Flange					
Options					
Nil: None; L: Indicator light; M: Push to test					
Coil Voltage					
XXX VDC or XXX VAC					

COIL DATA

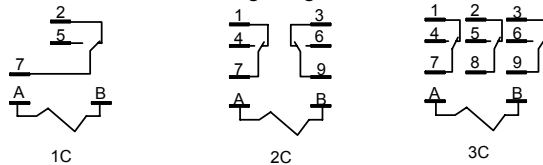
Voltage Type		Coil Voltage	Resistance ohms \pm 10%	Coil Power	Must Operate Voltage Max.	Must Release Voltage Min.
DC		6	32	1.2 W	4.5	0.6
		12	120		9.0	1.2
		24	472		18	2.4
		48	1800		36	4.8
		110	10000		82.5	11.0
		125	10000		93.75	12.5
AC	1C & 2C	12	21.0	2.0 VA	9.6	1.2
		24	85.0		19.2	2.4
		120	2250		102	12.0
		240	9110		204	24.0
	3C	12	18.0	2.7 VA	93.5	1.2
		24	72.0		19.2	2.4
		120	1700		102	12.0
		240	7200		204	24.0

Note: Custom coil voltages within the ranges shown are available on special order.

Dimensions in Inches (Millimeters)



Wiring Diagrams



Tolerances \pm .010 unless otherwise noted



3220 Commander Drive, Suite 102, Carrollton, Texas 75006

Sales: Call Toll Free (888) 997-3933 Fax (818) 342-5296 email: pickerwest@sbcglobal.net